

12英寸精密自动划片机

12 INCH AUTOMATIC DICING SAW

AR7000



- **最大有效加工尺寸 (mm)**
Maximum effective product size (mm)

ø12" / 300*300

- **主轴配置方式**
Configuration method of spindle

单主轴
Single-spindle

● **特点** FEATURE

触控教学式GUI，编辑过程模拟显示，多片预切割模式，程序编辑简单便捷。

Touch GUI, edit process simulation display, Multi-slice pre-cut mode, easy and convenient program editing.

匹配多种进口空气主轴（兼容目前市面常见短轴），可选装2.4KW大功率高扭矩主轴。

Auto-alignment, auto-dicing and automatic kerf check functions reduce operator's workload and effectively improve production efficiency.

直光、环形光两种光源，70×—320×可选倍率双显微镜，工件显示清晰。

Direct light, oblique light, 70x-320x optional magnification double microscope, work-piece display clear.

自动对准、自动切割、自动刀痕检测功能，减少操作人员工作量，有效提高生产效率。




Auto-alignment, auto-dicing and automatic kerf check functions reduce operator's workload and effectively improve production efficiency.

精密进口滚珠丝杆、直线导轨，Y向光栅尺闭环控制，高精度机台长时间保持。

Precision imported ball screw, linear guide, Y-directional scale closed-loop control, high-precision machine to maintain a long time.

可定制特殊的切割框和工作台面，多片高效切割。

Special cut frame and work table can be customized for efficient cut of multiple pieces.



• 功能 FUNCTION

注: 「*」为选配功能, 支持个性化定制
PS: 「*」 is an optional feature that can be customized by the customer

| 多片同盘切割

Chips dicing in the same time

| 集中加油, 便捷自润滑功能

Centralized refueling, convenient self-lubrication function

| 刀片破损检测系统

Blade breakage detection

| 高精度非接触式测高

High-precision non-contact setup

| 双倍率双光源机器视觉

Dual magnification and dual light sources

| 自动刀痕检测功能

Automatic kerf check

| *环切功能定制

Ring cutting function customization

| 适应不同工艺, 可选多种自动对准算法

Adapt to different processes with a variety of auto-alignment algorithms

• 参数 PARAMETER

X轴 X axis	进刀速度输入范围 (mm/s)	Input range of feed speed(mm/s)	0.1-600
Y轴 Y axis	单步步进量 (mm)	Single step increment (mm)	0.0001
Y轴 Y axis	到位精度 (mm)	Reach accuracy (mm)	0.003以内/310 0.002以内/5 (单一误差) Within 0.003 / 310 Within 0.002 / 5 (single error)
Z轴 Z axis	重复精度 (mm)	Repetition accuracy (mm)	0.001
Z轴 Z axis	刀片最大尺寸 (mm)	Maximum size of blade (mm)	φ58
主轴 Spindle	配置方式	Configuration method	单主轴 Single-spindle
主轴 Spindle	输出功率 (kW)	Output power (kW)	1.8 (1.5、2.4可选) at 30,000 min-1 1.8 (1.5、2.4 optional) at 30,000 min-1
主轴 Spindle	转速范围 (min-1)	Speed range (min-1)	3,000 - 60,000
设备重量 (kg)	Weight (kg)		≈1,000
设备尺寸/W*D*H (mm)	Size/W*D*H (mm)		1,050*1,100*1,800

• 应用 APPLICATION

